


LEI2181

COURSE SYLLABUS



COURSE DESCRIPTION

This course provides students with a broad understanding of the evolution of leisure values, behaviors, and services as well as contemporary issues and trends. Students will learn about the history and philosophy of recreation and leisure in an international context, the role of organized leisure in American communities, and the changing social, economic, political, and environmental contexts regarding leisure. Finally, we will explore the relationship between leisure, society, and leisure industry sectors.



COURSE INFORMATION

Course: LEI2181 – Leisure and Contemporary Society

- **NOTE:** *This course satisfies the UF General Education Social Science requirement.*

Credit Hours: 3.0

Semester/Year: Spring 2024

Location: Fully Online – All class work will be completed asynchronously through Canvas.



CONTACT INFORMATION

Instructor

Nico Rose, M.S. Ed., CHIA

Messaging*

Use the [Canvas Inbox \(https://community.canvaslms.com/docs/DOC-10573\)](https://community.canvaslms.com/docs/DOC-10573) conversation tool to message your instructor.

Email

[n.rose@ufl.edu \(mailto:n.rose@ufl.edu\)](mailto:n.rose@ufl.edu)

Phone

352-294-1179

Office Hours

Virtual office hours are held online, by scheduled appointment only, via [Zoom Conferences \(https://support.zoom.us/hc/en-us/sections/201728913-Joining-Starting\)](https://support.zoom.us/hc/en-us/sections/201728913-Joining-Starting).

Use the Canvas mail tool for questions about course content, your grade, or other personal issues. Expect a response within 24 hours.



OBJECTIVES

Upon successful completion of this course, you will be able to:

1. Describe the role of leisure in society across history, from ancient civilizations to the present day.
2. Identify the impact of sociocultural factors on our understanding of and participation in

leisure.

3. Explain the types of motivations that compel individuals to participate in leisure activities.
4. Describe the role and functions that community recreation plays in society.
5. Discuss the leisure delivery system and describe various types of service provision, including travel and tourism, sport, recreation therapy, armed forces recreation, campus recreation, and others.
6. Identify current trends and issues related to leisure, as well as discuss future directions that will impact the field of leisure.
7. Analyze leisure's roles in people's lives by exploring how leisure influences individual choice, social values, the economy, the environment, and individual and community quality of life.



COURSE REQUIREMENTS

REQUIRED TEXTBOOK

Hurd, A., Anderson, D. M., & Mainieri, T. (2021). *Kraus' recreation and leisure in modern society* (12th ed.). Jones and Bartlett.

REQUIRED ONLINE RESOURCES

[LinkedIn Learning \(https://elearning.ufl.edu/supported-services/linkedin-learning/\)](https://elearning.ufl.edu/supported-services/linkedin-learning/) (no cost, directions for use will be provided within course modules)

[Typsy \(https://www.typsy.com/\)](https://www.typsy.com/) (no cost, directions for use will be provided within course modules)

PREREQUISITES

There are no prerequisites for this course.

MINIMUM TECHNOLOGY REQUIREMENTS

The University of Florida expects students entering an online program to acquire computer hardware and software appropriate to their degree program. Most computers are capable of meeting the following general requirements. A student's computer configuration should include:

- Webcam
- Microphone
- Broadband connection to the internet and related equipment (cable/DSL modem)
- Microsoft Office Suite installed (provided by the university)

Individual colleges may have additional requirements or recommendations which students should review before starting their program.

MINIMUM TECHNICAL SKILLS


To complete your tasks in this course, you will need a basic understanding of operating a computer and using word processing software.

MATERIALS/SUPPLY FEES

There is no supply fee for this course.

ZOOM

Zoom is an easy-to-use video conferencing service available to all UF students, faculty, and staff that allows for meetings of up to 100 participants.

You can find resources and help using Zoom at the [University of Florida's Zoom](https://ufl.zoom.us/)  (<https://ufl.zoom.us/>) website.



GRADING POLICY

I will make every effort to have each assignment graded and posted by the end of the subsequent module. Any assignment-specific deviations from this policy will be communicated through Canvas announcements.

COURSE GRADING POLICY

Assignment	Points
PlayPosit Interactive Lectures (5)	10 (each)
Perusall Discussions (7)	10 (each)
Module Quizzes (7)	10 (each)
Learning Activities (4)	10 (each)
Capstone Project	40

GRADING SCALE

Percent	Grade	Grade Points
94-100%	A	4.00
90-93.9%	A-	3.67
87-89.9%	B+	3.33
84-86.9%	B	3.00
80-83.9%	B-	2.67
77-79.9%	C+	2.33
74-76.9%	C	2.00

70-73.9%	C-	1.67
67-69.9%	D+	1.33
64-66.9%	D	1.00
60-63.9%	D-	0.67
0-59.9%	E	0.00


See the [current UF grading policies](#) 

(<https://catalog.ufl.edu/ugrad/current/regulations/info/grades.aspx>) for more information.




UF POLICIES

UNIVERSITY POLICY ON ACCOMMODATING STUDENTS WITH DISABILITIES


Students with disabilities requesting accommodations should first register with the [Disability Resource Center](#)  (<https://disability.ufl.edu/>) (352-392-8565) by providing appropriate documentation. Once registered, students will receive an accommodation letter that must be presented to the instructor when requesting accommodation. Students with disabilities should follow this procedure as early as possible in the semester.

UNIVERSITY POLICY ON ACADEMIC CONDUCT

UF students are bound by The Honor Pledge, which states, "We, the members of the University of Florida community, pledge to hold ourselves and our peers to the highest standards of honesty and integrity by abiding by the Honor Code." On all work submitted for credit by students at the University of Florida, the following pledge is either required or implied: "On my

honor, I have neither given nor received unauthorized aid in doing this assignment." The [Student Honor Code and Student Conduct Code](https://sccr.dso.ufl.edu/policies/student-honor-code-student-conduct-code/)  (<https://sccr.dso.ufl.edu/policies/student-honor-code-student-conduct-code/>) specifies a number of behaviors that are in violation of this code and the possible sanctions. Furthermore, you are obligated to report any condition that facilitates academic misconduct to appropriate personnel. If you have any questions or concerns, please consult with the instructor or TAs in this class.

PLAGIARISM

The [Student Honor Code and Student Conduct Code](https://sccr.dso.ufl.edu/policies/student-honor-code-student-conduct-code/)  (<https://sccr.dso.ufl.edu/policies/student-honor-code-student-conduct-code/>) states that:

"A Student must not represent as the Student's own work all or any portion of the work of another. Plagiarism includes but is not limited to:

- Stealing, misquoting, insufficiently paraphrasing, or patch-writing.
- Self-plagiarism, which is the reuse of the Student's own submitted work, or the simultaneous submission of the Student's own work, without the full and clear acknowledgment and permission of the Faculty to whom it is submitted.
- Submitting materials from any source without proper attribution.
- Submitting a document, assignment, or material that, in whole or in part, is identical or substantially identical to a document or assignment the Student did not author."



NETIQUETTE AND COMMUNICATION COURTESY

It is important to recognize that the online classroom is in fact a classroom, and certain behaviors are expected when you communicate with both your peers and your instructors. These guidelines for online behavior and interaction are known as netiquette.

Security

General Guidelines

Email

Discussion Boards & Perusall

Zoom

Remember that your password is the only thing protecting you from pranks or more serious

harm.

- Don't share your password with anyone.
- Change your password if you think someone else might know it.
- Always log out when you are finished using the system.

When communicating online:

- Treat the instructor with respect, even via email or in any other online communication.
- Always use your professors' proper title: Dr. or Prof., or if you are unsure use Mr. or Ms.
- Unless specifically invited, don't refer to a professor by their first name.
- Use clear and concise language.
- Remember that all college-level communication should have correct spelling and grammar.
- Avoid slang terms such as "wassup?" and texting abbreviations such as "u" instead of "you."
- Use standard fonts such as Times New Roman and use a size 12 or 14 point font.
- Avoid using the caps lock feature AS IT CAN BE INTERPRETED AS YELLING.
- Limit and possibly avoid the use of emoticons like :) .
- Be cautious when using humor or sarcasm as tone is sometimes lost in an email or discussion post and your message might be taken seriously or be construed as being offensive.
- Be careful with personal information (both yours and others).
- Do not send confidential information via email.

When you send an email to your instructor, teaching assistant, or classmates:

- Use a descriptive subject line.
- Be brief.
- Avoid attachments unless you are sure your recipients can open them.
- Avoid HTML in favor of plain text.
- Sign your message with your name and return email address.
- Think before you send the email to more than one person. Does everyone really need to see your message?
- Be sure you REALLY want everyone to receive your response when you click, "Reply

All.”

- Be sure that the message author intended for the information to be passed along before you click the “Forward” button.

When posting on the discussion board in your online class:

- Check to see if anyone already asked your question and received a reply before posting to the discussion board.
- Remember your manners and say please and thank you when asking something of your classmates or instructor.
- Be open-minded.
- If you ask a question and many people respond, summarize all posts for the benefit of the class.
- When posting:
 - Make posts that are on-topic and within the scope of the course material.
 - Be sure to read all messages in a thread before replying.
 - Be as brief as possible while still making a thorough comment.
 - Don't repeat someone else's post without adding something of your own to it.
 - Take your posts seriously. Review and edit your posts before sending.
 - Avoid short, generic replies such as, “I agree.” You should include why you agree or add to the previous point.
 - If you refer to something that was said in an earlier post, quote a few key lines so readers do not have to go back and figure out which post you are referring to.
 - Always give proper credit when referencing or quoting another source.
 - If you reply to a classmate's question make sure your answer is correct, don't guess.
 - Always be respectful of others' opinions even when they differ from your own.
 - When you disagree with someone, you should express your differing opinion in a respectful, non-critical way.
 - Do not make personal or insulting remarks.
 - Do not write anything sarcastic or angry, it always backfires.
 - Do not type in ALL CAPS, if you do IT WILL LOOK LIKE YOU ARE YELLING.

When attending a Zoom class or meeting:

- Do not share your Zoom classroom link or password with others.
- Even though you may be alone at home, your professor and classmates can see you! While attending class in your pajamas is tempting, remember that wearing clothing is not optional. Dress appropriately.
- Your professor and classmates can also see what is behind you, so be aware of your surroundings.
- Make sure the background is not distracting or something you would not want your classmates to see.
 - When in doubt use a virtual background. If you choose to use one, you should test the background out first to make sure your device can support it.
 - Your background can express your personality, but be sure to avoid using backgrounds that may contain offensive images and language.
- Mute is your friend, especially when you are in a location that can be noisy. Don't leave your microphone open if you don't have to.
- If you want to speak, you can raise your hand (click the "raise hand" button at the center bottom of your screen) and wait to be called upon.



GETTING HELP

TECHNICAL DIFFICULTIES

For help with technical issues or difficulties with Canvas, please contact the UF Computing Help Desk at:


- <http://helpdesk.ufl.edu>  (<http://helpdesk.ufl.edu>)
- 352-392-HELP (4357)
- Walk-in: HUB 132

Any requests for make-ups (assignments, exams, etc.) due to technical issues should be accompanied by the ticket number received from the UF Computing Help Desk when the

problem was reported to them. The ticket number will document the time and date of the problem. You should email your instructor within 24 hours of the technical difficulty if you wish to request a make-up.

HEALTH AND WELLNESS

- **U Matter, We Care:** If you or someone you know is in distress, please email umatter@ufl.edu, call 352-392-1575, or visit **U Matter We Care** [↗ \(http://umatter.ufl.edu/\)](http://umatter.ufl.edu/) to refer or report a concern, and a team member will reach out to the student in distress.
- **Counseling and Wellness Center:** Visit the **UF Counseling & Wellness Center** [↗ \(http://counseling.ufl.edu/\)](http://counseling.ufl.edu/) website or call 352-392-1575 for information on crisis services and non-crisis services.
- **Student Health Care Center:** Call 352-392-1161 for 24/7 information to help you find the care you need, or visit the **UF Student Health Care Center** [↗ \(http://shcc.ufl.edu\)](http://shcc.ufl.edu/) website.
- **University Police Department:** Visit the **UF Police Department** [↗ \(http://police.ufl.edu/\)](http://police.ufl.edu/) website or call 352-392-1111 (or 9-1-1 for emergencies).
- **UF Health Shands Emergency Room/Trauma Center:** For immediate medical care in Gainesville, call 352-733-0111, or go to the emergency room at 1515 SW Archer Road, Gainesville, FL 32608; Visit the **UF Health Shands Emergency Room/Trauma Center** [↗ \(http://ufhealth.org/emergency-room-trauma-center\)](http://ufhealth.org/emergency-room-trauma-center) website.







ACADEMIC AND STUDENT SUPPORT

- **Career Connections Center:** For career assistance and counseling services, visit the **UF Career Connections Center** [↗ \(http://career.ufl.edu/\)](http://career.ufl.edu/) website or call 352-392-1601.
- **Library Support:** For various ways to receive assistance concerning using the libraries or finding resources, visit the **UF George A. Smathers Libraries Ask-A-Librarian** [↗ \(https://uflib.ufl.edu/find/ask/\)](https://uflib.ufl.edu/find/ask/) website.
- **Teaching Center:** For general study skills and tutoring, visit the **UF Teaching Center** [↗ \(http://teachingcenter.ufl.edu/\)](http://teachingcenter.ufl.edu/) website or call 352-392-2010.
- **Writing Studio:** For help with brainstorming, formatting, and writing papers, visit the **University Writing Program Writing Studio** [↗ \(http://writing.ufl.edu/writing-studio/\)](http://writing.ufl.edu/writing-studio/)

website or call 352-846-1138.



COURSE EVALUATIONS

Students are expected to provide professional and respectful feedback on the quality of instruction in this course by completing course evaluations online via GatorEvals. Guidance on how to give feedback in a professional and respectful manner is available on the GatorEvals [Providing Constructive Feedback](https://gatorevals.aa.ufl.edu/students/)  [\(https://gatorevals.aa.ufl.edu/students/\)](https://gatorevals.aa.ufl.edu/students/) FAQ page. Students will be notified when the evaluation period opens and can complete evaluations through the email they receive from GatorEvals, in their Canvas course menu under GatorEvals, or via the [GatorEvals](https://ufl.bluera.com/ufl/)  [\(https://ufl.bluera.com/ufl/\)](https://ufl.bluera.com/ufl/) website. Summaries of course evaluation results are available to students at the [GatorEvals Public Results](https://gatorevals.aa.ufl.edu/public-results/)  [\(https://gatorevals.aa.ufl.edu/public-results/\)](https://gatorevals.aa.ufl.edu/public-results/) page. More information about UF's course evaluation system can be found at the [GatorEvals Faculty Evaluations](https://gatorevals.aa.ufl.edu/)  [\(https://gatorevals.aa.ufl.edu/\)](https://gatorevals.aa.ufl.edu/) website.



TIPS FOR SUCCESS

Taking a course online can be a lot of fun! Here are some tips that will help you get the most of this course while taking full advantage of the online format:

- Schedule "class times" for yourself. It is important to do the coursework on time each week. You will receive a reduction in points for work that is turned in late!
- Read ALL of the material contained on this site. There is a lot of helpful information that can save you time and help you meet the objectives of the course.
- Print out the Course Summary located in the Course Syllabus and check things off as you go.
- Take full advantage of the online discussion boards. Ask for help or clarification of the material if you need it.
- Do not wait to ask questions! Waiting to ask a question might cause you to miss a due date.











- Do your work well before the due dates. Sometimes things happen. If your computer goes down when you are trying to submit an assignment, you'll need time to troubleshoot the problem.
- To be extra safe, back up your work to an external hard drive, thumb drive, or through a cloud service.



PRIVACY AND ACCESSIBILITY POLICIES

For information about the privacy policies of the tools used in this course, see the links below:

- Adobe
 - [Adobe Privacy Policy](https://www.adobe.com/privacy/policy.html)
 - [Adobe Accessibility](https://www.adobe.com/accessibility.html)
- Instructure (Canvas)
 - [Instructure Privacy Policy](https://www.instructure.com/policies/privacy)
 - [Instructure Accessibility](https://www.instructure.com/canvas/accessibility)
- Microsoft
 - [Microsoft Privacy Policy](https://privacy.microsoft.com/en-us/privacystatement)
 - [Microsoft Accessibility](https://www.microsoft.com/en-us/accessibility/office?activetab=pivot_1%3aprimar2)
- Perusall
 - [Perusall Privacy Policy](https://app.perusall.com/legal/privacy)
 - [Perusall Accessibility](https://support.perusall.com/hc/en-us/articles/360033993894)
- PlayPosit
 - [PlayPosit Privacy Policy](https://api.playposit.com/privacy/)
 - [PlayPosit Accessibility](https://go.playposit.com/accessibility)
- ProctorU
 - [ProctorU Privacy Policy](https://www.proctoru.com/privacy-policy)
 - [ProctorU Accessibility](https://www.proctoru.com/accessibility-statement)
- Sonic Foundry (Mediasite Streaming Video Player)
 - [Sonic Foundry Privacy Policy](https://sonicfoundry.com/privacy-policy/)
 - [Sonic Foundry Accessibility](https://mediasite.com/wp-content/uploads/Mediasite-7-Content-Accessibility.pdf) (PDF)

- Vimeo
 - [Vimeo Privacy Policy](https://vimeo.com/privacy)  (<https://vimeo.com/privacy>)
 - [Vimeo Accessibility](https://vimeo.com/blog/post/accessibility-updates-to-the-vimeo-player/)  (<https://vimeo.com/blog/post/accessibility-updates-to-the-vimeo-player/>)
- YouTube (Google)
 - [YouTube \(Google\) Privacy Policy](https://policies.google.com/privacy)  (<https://policies.google.com/privacy>)
 - [YouTube \(Google\) Accessibility](https://support.google.com/youtube/answer/189278?hl=en)  (<https://support.google.com/youtube/answer/189278?hl=en>)
- Zoom
 - [Zoom Privacy Policy](https://zoom.us/privacy)  (<https://zoom.us/privacy>)
 - [Zoom Accessibility](https://zoom.us/accessibility)  (<https://zoom.us/accessibility>)
- LinkedIn Learning
 - [LinkedIn Learning Privacy Policy](https://www.linkedin.com/help/learning/answer/a705823)  (<https://www.linkedin.com/help/learning/answer/a705823>)
 - [LinkedIn Learning Accessibility](https://www.linkedin.com/accessibility)  (<https://www.linkedin.com/accessibility>)
- Typsy
 - [Typsy Privacy Policy](https://www.typsy.com/info/privacy-policy)  (<https://www.typsy.com/info/privacy-policy>)
 - [Typsy Terms of Service](https://www.typsy.com/info/terms)  (<https://www.typsy.com/info/terms>)



COURSE POLICIES

Requirements for make-up exams, assignments, and other work in this course are consistent with university policies that can be found on [UF's Attendance Policies](http://catalog.ufl.edu/UGRD/academic-regulations/attendance-policies/)  (<http://catalog.ufl.edu/UGRD/academic-regulations/attendance-policies/>) website.

As this is an online class, you are responsible for observing all posted due dates and are encouraged to be self-directed and take responsibility for your learning.

Course Summary:

Date	Details	Due
------	---------	-----

